

Format of holding of specified securities

1.	Name of Listed Entity:	MARYADA COMMERCIAL ENTERPRISES AND INVESTMENT COMPANY LIMITED		
2.	Scrip Code/Name of Scrip/Class of Security	Equity Share		
3.	Share Holding Pattern Filed under: Reg. 31(1)(a)/Reg. 31(1)(b)/Reg.31(1)(c)	Reg. 31(1)(b)		
a.	If under 31(1)(b) then indicate the report for Quarter ending	30-Sep-16		
b.	If under 31(1)(c) then indicate date of allotment/extinguishment	N.A.		
4.	Declaration: The Listed entity is required to submit the following declaration to the extent of submission of information:-			
	Particulars	Yes*	No*	
1.	Whether the Listed Entity has issued any partly paid up shares?	N.A.	No	
2.	Whether the Listed Entity has issued any Convertible Securities or Warrants?	N.A.	No	
3.	Whether the Listed Entity has any shares against which depository receipts are issued?	N.A.	No	
4.	Whether the Listed Entity has any shares in locked-in?	N.A.	No	
5.	Whether any shares held by promoters are pledge or otherwise encumbered?	N.A.	No	
5.	The tabular format for disclosure of holding of specified securities is as follows:			



Maryada Commercial Enterprises
& Investment Company Limited

Asantman

Director

Table I - Summary Statement holding of specified securities

Category	Category of shareholder	Nos. of shareholders	No. of fully paid up equity shares held	No. of Partly paid-up equity shares held	No. of shares underlying Depository Receipts	Total nos. shares held	Shareholding as a % of total no. of shares (calculated as per SCRR, 1957) As a % of (A+B+C2)	Number of Voting Rights held in each class of securities			No. of Shares Outstanding convertible securities (including Warrants)	Shareholding, as a % assuming full conversion of convertible securities (as a percentage of diluted share capital) As a % of (A+B+C2)	Number of Locked in shares		Number of Shares pledged or otherwise encumbered		Number of equity shares held in dematerialized form
								No of Voting Rights		Total as a % of (A+B+C)			No. (a)	As a % of total Shares held (b)	No. (a)	As a % of total Shares held (b)	
								Class: Equity	Class eg:y								
(I)	(II)	(III)	(IV)	(V)	(VI)	(VII)=(IV)+(V)+(VI)	(VIII)	(IX)			(X)	(XI)=(VII)+(X)	(XII)		(XIII)	(XIV)	
(A)	Promoter & Promoter Group	1	60000	0	0	60000	4.82	60000	0	60000	4.82	0	4.82	0	0	0	0
(B)	Public	636	1185000	0	0	1185000	95.18	1185000	0	1185000	95.18	0	95.18	0	0	0	0
(C)	Non Promoter-Non Public				0	0	0.00	0	0	0	0.00	0	0	0	0	0	0
(C1)	Shares underlying DRs	0	0	0	0	0	0.00	0	0	0	0.00	0	0	0	0	0	0
(C2)	Shares held by Employee Trusts	0	0	0	0	0	0.00	0	0	0	0.00	0	0	0	0	0	0
	Total	637	1245000	0	0	1245000	100.00	1245000	0	1245000	100.00	0	100.00	0	0	0	0



For Maryada Commercial Enterprises
& Investment Company Limited


Director

Table II - Statement showing shareholding pattern of the Promoter and Promoter Group

	Category & Name of the Shareholders	PAN	No. of shareholder	No. of fully paid up equity shares held	Partly paid-up equity shares held	Nos. of shares underlying Depository Receipts	Total nos. shares held	Shareholding % calculated as per SCRR, 1957 As a % of (A+B+C2)	Number of Voting Rights held in each class of securities			No. of Shares Underlying Outstanding convertible securities (including Warrants)	Shareholding, as a % assuming full conversion of convertible securities (as a percentage of diluted share capital) as a % of A+B+C2	Number of Locked in shares		Number of Shares pledged or otherwise encumbered		Number of equity shares held in dematerialized form	
									No of Voting Rights					Total as a % of Total Voting rights	No. (a)	As a % of total Shares held (b)	No. (a)		As a % of total shares held (b)
									Class: Equity	Class Y	Total								
	(I)	(II)	(III)	(IV)	(V)	(VI)	(VII)=(IV)+(V)+(VI)	(VIII)	(IX)			(X)	(XI)=(VII)+(X)		(XII)		(XIII)		(XIV)
1	Indian																		
	(a) Individual/Hindu Undivided Family		1	60000	0	0	60000	4.82	60000	0	60000	4.82	0	4.82	0	0.00	0	0.00	0
	PAWAN KUMAR AGGARWAL	AAEPA6276C		60000	0	0	60000	4.82	60000	0	0	4.82	0	4.82	0	0.00	0	0.00	0
	(b) Central Government/State Government(s)	N.A.	0	0	0	0	0	0.00	0	0	0	0	0	0.00	0	0.00	0	0.00	0
	(c) Financial Institutions/Banks	N.A.	0	0	0	0	0	0.00	0	0	0	0	0	0.00	0	0.00	0	0.00	0
	(d) Any Other (Specify) - Body Corporate		0	0	0	0	0	0.00	0	0	0	0	0	0.00	0	0.00	0	0.00	0
	Sub Total (A)(1)		1	60000	0	0	60000	4.82	60000	0	60000	4.82	0	4.82	0	0	0	0	0
2	Foreign																		
	(a) Individual/Non Resident Individual/Foreign Individual	N.A.	0	0	0	0	0	0.00	0	0	0	0	0	0.00	0	0.00	0	0.00	0
	(b) Government	N.A.	0	0	0	0	0	0.00	0	0	0	0	0	0.00	0	0.00	0	0.00	0
	(c) Institutions	N.A.	0	0	0	0	0	0.00	0	0	0	0	0	0.00	0	0.00	0	0.00	0
	(d) Foreign Portfolio Investor	N.A.	0	0	0	0	0	0.00	0	0	0	0	0	0.00	0	0.00	0	0.00	0
	(e) Any Other (Specify)	N.A.	0	0	0	0	0	0.00	0	0	0	0	0	0.00	0	0.00	0	0.00	0
	Sub Total (A)(2)	N.A.	0	0	0	0	0	0.00	0	0	0	0	0	0.00	0	0.00	0	0.00	0
	Total Shareholding of Promoter and Promoter Group (A) = (A)(1)+(A)(2)		1	60000	0	0	60000	4.82	60000	0	60000	4.82	0	4.82	0	0	0	0	0

Note:

1. Details of Shares which remain unclaimed may be given here along with details such as number of shareholders, outstanding shares held in demat/unclaimed suspense account, voting rights which are frozen etc.: N.A.



For Maryada Commercial Enterprises & Investment Company Limited

Director

Table III - Statement showing shareholding pattern of the Public shareholder

	Category & Name of the Shareholders	PAN	Nos. of share holder	No. of fully paid up equity shares held	Partly paid-up equity shares held	Nos. of shares underlying Depository Receipts	Total nos. shares held	Shareholding % calculated as per SCRR, 1957 As a % of (A+B+C2)	Number of Voting Rights held in each class of securities			No. of Shares Underlying Outstanding convertible securities (including Warrants)	Total shareholding, as a % assuming full conversion of convertible securities (as a percentage of diluted share capital)	Number of Locked in shares		Number of Shares pledged or otherwise encumbered		Number of equity shares held in dematerialized form	
									No of Voting Rights					Total as a % of Total Voting rights	No. (a)	As a % of total Shares held (b)	No. (Not applicable) (a)		As a % of total shares held (Not applicable) (b)
									Class: Equity	Class Y	Total								
(I)	(II)	(III)	(IV)	(V)	(VI)	(VII)=(IV)+(V)+(VI)	(VIII)	(IX)			(X)	(XI)=(VII)+(X)	(XII)		(XIII)	(XIV)			
1	Institutions																		
	(a) Mutual Fund	N.A.	0	0	0	0	0	0	0	0	0	0	0	0	0	0	0	0	
	(b) Venture Capital Funds	N.A.	0	0	0	0	0	0	0	0	0	0	0	0	0	0	0	0	
	(c) Alternate Investment Funds	N.A.	0	0	0	0	0	0	0	0	0	0	0	0	0	0	0	0	
	(d) Foreign Venture Capital Investor	N.A.	0	0	0	0	0	0	0	0	0	0	0	0	0	0	0	0	
	(e) Foreign Portfolio Investors	N.A.	0	0	0	0	0	0	0	0	0	0	0	0	0	0	0	0	
	(f) Financial Institutions/Banks	N.A.	0	0	0	0	0	0	0	0	0	0	0	0	0	0	0	0	
	(g) Insurance Companies	N.A.	0	0	0	0	0	0	0	0	0	0	0	0	0	0	0	0	
	(h) Provident Fund/Pensions Funds	N.A.	0	0	0	0	0	0	0	0	0	0	0	0	0	0	0	0	
	(i) Any Other Specify	N.A.	0	0	0	0	0	0	0	0	0	0	0	0	0	0	0	0	
	Sub Total (B)(1)	N.A.	0	0	0	0	0	0	0	0	0	0	0	0	0	0	0	0	
2	Central Government/State Government/President of India	N.A.	0	0	0	0	0	0	0	0	0	0	0	0	0	0	0	0	
	Sub Total (B)(2)	N.A.	0	0	0	0	0	0	0	0	0	0	0	0	0	0	0	0	
3	Non-Institutions																		
	(a) 1. Individual Shareholders holding Nominal Share Capital Up to Rs. 2 Lacs	N.A.	0	0	0	0	0	0.00	0	0	0.00	0	0.00	0	0.00	0	0	0	
	2. Individual Shareholders holding Nominal Share	N.A.	624	1060000	0	0	1060000	85.14	1060000	0	1060000	85.14	0	85.14	0	0.00	0	0	
	(b) NBFCs Registered with RBI	N.A.	0	0	0	0	0	0	0	0	0	0	0	0	0	0	0	0	
	(c) Employee Trusts	N.A.	0	0	0	0	0	0	0	0	0	0	0	0	0	0	0	0	
	(d) Overseas Depositories (Holding DRs) (Balancing Figure)	N.A.	0	0	0	0	0	0	0	0	0	0	0	0	0	0	0	0	
	(e) Any other - (Body Corporate)(Specify)	N.A.	12	125000	0	0	125000	10.04	125000	0	125000	10.04	0	10.04	0	0.00	0	0	
	ASHWATHMA CONSTRUCTION PVT LTD			51000	0	0	51000	4.10	51000	0	51000	4.10	0	4.10	0	0.00	0	0	
	KEI CABLES PRIVATE	AAACK5445		36300	0	0	36300	2.92	36300	0	36300	2.92	0	2.92	0	0.00	0	0	
	KEI INTERNATIONAL LTD	AAACK1211 E		34900	0	0	34900	2.80	34900	0	34900	2.80	0	2.80	0	0.00	0	0	
	Sub Total (B)(3)	N.A.	636	1185000	0	0	1185000	95.18	1185000	0	1185000	95.18	0	95.18	0	0.00	0	0	
	Total Public Shareholding (B)=(B)(1)+(B)(2)+B(3)	N.A.	636	1185000	0	0	1185000	95.18	1185000	0	1185000	95.18	0	95.18	0	0.00	0	0	

Note:

1. Details of the shareholders acting as persons in Concert including their Shareholding (No. and %): N.A.
2. Details of Shares which remain unclaimed may be given here along with details such as number of shareholders, outstanding shares held in demat/unclaimed suspense account, voting rights which are frozen etc.: N.A.
3. Name of the Person has been disclosed in the respective categories in case the shareholder held 1% or more of total number of shares of the Company

For Maryada Commercial Enterprises & Investment Company Limited

(Signature)

Director

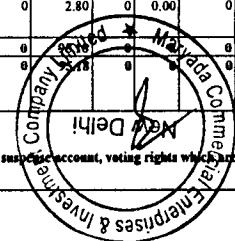



Table IV - Statement showing shareholding pattern of the Non Promoter- Non Public shareholder

Category & Name of the Shareholders	PAN	No. of shareholder	No. of fully paid up equity shares held	Partly paid-up equity shares held	Nos. of shares underlying Depository Receipts	Total no. shares held	Shareholding % calculate d as per SCRR, 1957 As a % of (A+B+C2)	Number of Voting Rights held in each class of securities			No. of Shares Underlying Outstanding convertible securities (including Warrants)	Total shareholding , as a % assuming full conversion of convertible securities (as a percentage of diluted share capital)	Number of Locked in shares		Number of Shares pledged or otherwise encumbered		Number of equity shares held in dematerialized form (Not Applicable)	
								No of Voting Rights					Total as a % of Total Voting rights	No.	As a % of total Shares held	No. (Not applicable)		As a % of total shares held (Not applicable)
								Class X	Class Y	Total								
(I)	(II)	(III)	(IV)	(V)	(VI)	(VII)=(I+V)+(VI)	(VIII)	(IX)			(X)	(XI)=(VII)+(X)	(XII)		(XIII)	(XIV)		
1 Custodian/DR Holder	N.A.	0	0	0	0	0	0	0	0	0	0	0	0	0	0	0	0	0
(a) Name of DR Holder (if Available)	N.A.	0	0	0	0	0	0	0	0	0	0	0	0	0	0	0	0	0
2 Employees Benefit Trust (Under SEBI (Share Based Employee Benefit Regulation 2014)	N.A.	0	0	0	0	0	0	0	0	0	0	0	0	0	0	0	0	0
(a) Name (if Available)	N.A.	0	0	0	0	0	0	0	0	0	0	0	0	0	0	0	0	0
Total Non Promoter Non Public Shareholding (C)= (C1)+(C2)	N.A.	0	0	0	0	0	0	0	0	0	0	0	0	0	0	0	0	0



For Maryada Commercial Enterprises & Investment Company Limited

Ashwini
Director