

Format of holding of specified securities

MARYADA COMMERCIAL ENTERPRISES AND INVESTMENT CO. LTD

1. Name of Listed Entity:
2. Scrip Code/Name of Scrip/Class of Security
3. Share Holding Pattern Filed under: Reg. 31(1)(a)/Reg. 31(1)(b)/Reg.31(1)(c)
 - a. If under 31(1)(b) then indicate the report for Quarter ending
 - b. If under 31(1)(c) then indicate date of allotment/extinguishment
4. **Declaration:** The Listed entity is required to submit the following declaration to the extent of submission of information:-

31/03/2019

Particulars	Yes*	No*
1. Whether the Listed Entity has issued any partly paid up shares?		No
2. Whether the Listed Entity has issued any Convertible Securities or Warrants?		No
3. Whether the Listed Entity has any shares against which depository receipts are issued?		No
4. Whether the Listed Entity has any shares in locked-in?		No
5. Whether any shares held by promoters are pledge or otherwise encumbered?		No

** If the Listed Entity selects the option 'No' for the questions above, the columns for the partly paid up shares, Outstanding Convertible Securities/Warrants, depository receipts, locked-in shares, No of shares pledged or otherwise encumbered by promoters, as applicable, shall not be displayed at the time of dissemination on the Stock Exchange website. Also wherever there is 'No' declared by Listed Entity in above table the values will be considered as 'Zero' by default on submission of the format of holding of specified securities.*

5. The tabular format for disclosure of holding of specified securities is as follows:-



 Investment Company Limited
 Director

Table I - Summary Statement holding of specified securities

Category	Category of shareholder	Nos. of shareholders	No. of fully paid up equity shares held	No. of Partly paid-up equity shares held	No. of shares underlying Depository Receipts	Total nos. shares held	Shareholding as a % of total no. of shares (calculated as per SCRR, 1957) As a % of (A+B+C2)	Number of Voting Rights held in each class of securities				No. of Shares Outstanding convertible securities (including Warrants)	Shareholding, as a % assuming full conversion of convertible securities (as a percentage of diluted share capital) As a % of (A+B+C2)	Number of Locked in shares		Number of Shares pledged or otherwise encumbered		Number of equity shares held in dematerialized form	
								No of Voting Rights			Total as a % of (A+B+C)			No. (a)	As a % of total Shares held (b)	No. (a)	As a % of total Shares held (b)		
								Class: Equity	Class: y	Total									
(I)	(II)	(III)	(IV)	(V)	(VI)	(VII)=(IV)+(V)+(VI)	(VIII)	(IX)				(X)	(XI)=(VII)+(X)	(XII)		(XIII)	(XIV)		
(A)	Promoter & Promoter Group	1	60000	0		60000	4.82					0	4.82	0	0	0	0	0	60000
(B)	Public	598	1185000	0		1185000	95.18					0	95.18	0	0	0	0	0	551850
(C)	Non Promoter- Non Public																		
(C1)	Shares underlying DRs	0	0	0		0	0					0	0	0	0	0	0	0	0
(C2)	Shares held by Employee Trusts	0	0			0	0					0	0	0	0	0	0	0	0
	Total	599	1245000	0		1245000	100					0	100	0	0	0	0	0	611850



 Investment Company Limited
 Director

Table II - Statement showing shareholding pattern of the Promoter and Promoter Group

	Category & Name of the Shareholders	PAN	No. of shareholder	No. of fully paid up equity shares held	Partly paid-up equity shares held	Nos. of shares underlying Depository Receipts	Total nos. shares held	Shareholding % calculated as per SCRR, 1957 As a % of (A+B+C2)	Number of Voting Rights held in each class of securities			No. of Shares Underlying Outstanding convertible securities (including Warrants)	Shareholding, as a % assuming full conversion of convertible securities (as a percentage of diluted share capital) as a % of A+B+C2	Number of Locked in shares		Number of Shares pledged or otherwise encumbered		Number of equity shares held in dematerialized form		
									No of Voting Rights		Total as a % of Total Voting rights			No. (a)	As a % of total Shares held (b)	No. (a)	As a % of total shares held (b)			
									Class X	Class Y										
	(I)	(II)	(III)	(IV)	(V)	(VI)	(VII)=(IV)+(V)+(VI)	(VIII)	(IX)			(X)	(XI)=(VII)-(X)	(XII)		(XIII)		(XIV)		
1	Indian																			
(a)	Individual/Hindu Undivided Family		1	60000	0		60000	4.82				0	4.82	0	0.00	0	0.00	0	0.00	60000
	PAWAN KUMAR AGGARWAL	AAEPA6276C		60000	0		60000	4.82				0	4.82	0	0.00	0	0.00	0	0.00	60000
(b)	Central Government/State Government(s)		0	0	0		0	0				0	0.00	0	0.00	0	0.00	0	0.00	0
(c)	Financial Institutions/Banks		0	0	0		0	0				0	0.00	0	0.00	0	0.00	0	0.00	0
(d)	Any Other (Specify)		0	0	0		0	0				0	0.00	0	0.00	0	0.00	0	0.00	0
	Sub Total (A)(1)		1	60000	0		60000	4.82				0	4.82	0	0.00	0	0.00	0	0.00	60000
2	Foreign																			
(a)	Individual/Non Resident Individual/Foreign Individual		0	0	0		0	0				0	0.00	0	0.00	0	0.00	0	0.00	0
(b)	Government		0	0	0		0	0				0	0.00	0	0.00	0	0.00	0	0.00	0
(c)	Institutions		0	0	0		0	0				0	0.00	0	0.00	0	0.00	0	0.00	0
(d)	Foreign Portfolio Investor		0	0	0		0	0				0	0.00	0	0.00	0	0.00	0	0.00	0
(e)	Any Other (Specify)		0	0	0		0	0				0	0.00	0	0.00	0	0.00	0	0.00	0
	Sub Total (A)(2)		0	0	0		0	0				0	0.00	0	0.00	0	0.00	0	0.00	0
	Total Shareholding of Promoter and Promoter Group (A)= (A)(1)+(A)(2)		1	60000	0		60000	4.82				0	4.82	0	0.00	0	0.00	0	0.00	60000

& Investment Company Limited

Asma
Director

Table III - Statement showing shareholding pattern of the Public shareholder


	Category & Name of the Shareholders	PAN	Nos. of shareholder	No. of fully paid up equity shares held	Partly paid-up equity shares held	Nos. of shares underlying Depository Receipts	Total nos. shares held	Shareholding % calculate d as per SCRR, 1957 As a % of (A+B+C2)	Number of Voting Rights held in each class of securities				No. of Shares Underlying Outstanding convertible securities (including Warrants)	Total shareholding, as a % assuming full conversion of convertible securities (as a percentage of diluted share capital)	Number of Locked in shares		Number of Shares pledged or otherwise encumbered		Number of equity shares held in dematerialized form	
									No of Voting Rights			Total as a % of Total Voting rights			No. (a)	As a % of total Shares held (b)	No. (Not applicable) (a)	As a % of total shares held (Not applicable) (b)		
									Class X	Class Y	Total									
	(I)	(II)	(III)	(IV)	(V)	(VI)	(VII)=(V)+(V)+(VI)	(VIII)	(IX)				(X)	(XI)=(VII)+(X)	(XII)		(XIII)		(XIV)	
1	Institutions																			
	(a) Mutual Fund			0	0	0	0	0				0	0	0	0.00	0	0.00	0	0.00	
	(b) Venture Capital Funds			0	0	0	0	0				0	0	0	0.00	0	0.00	0	0.00	
	(c) Alternate Investment Funds			0	0	0	0	0				0	0	0	0.00	0	0.00	0	0.00	
	(d) Foreign Venture Capital Investor			0	0	0	0	0				0	0	0	0.00	0	0.00	0	0.00	
	(e) Foreign Portfolio Investors			0	0	0	0	0				0	0	0	0.00	0	0.00	0	0.00	
	(f) Financial institutions/Banks			0	0	0	0	0				0	0	0	0.00	0	0.00	0	0.00	
	(g) Insurance Companies			0	0	0	0	0				0	0	0	0.00	0	0.00	0	0.00	
	(h) Provident Fund/Pensions Funds			0	0	0	0	0				0	0	0	0.00	0	0.00	0	0.00	
	(i) Any Other Specify			0	0	0	0	0				0	0	0	0.00	0	0.00	0	0.00	
	Sub Total (B)(1)			0	0	0	0	0				0	0	0	0.00	0	0.00	0	0.00	
2	Central Government/State Government/President of India			0	0	0	0	0				0	0	0	0.00	0	0.00	0	0.00	
	Sub Total (B)(2)			0	0	0	0	0				0	0	0	0.00	0	0.00	0	0.00	
3	Non-Institutions																			
	(a) 1. Individual Shareholders holding Nominal Share Capital Up to 2 Lacs		592	1060100	0	0	1060100	85.15				0	85.15	0	0.00	0	0.00	0	0.00	515550
	MUKESH KUMAR	APXPK1661B		14600	0	0	14600	1.17				0	1.17	0	0.00	0	0.00	0	0.00	4100
	2. Individual Shareholders holding Nominal Share Capital Above 2 Lacs			0	0	0	0	0				0	0	0	0.00	0	0.00	0	0.00	0
	(b) NBFCs Registered with RBI			0	0	0	0	0				0	0	0	0.00	0	0.00	0	0.00	0
	(c) Employee Trusts			0	0	0	0	0				0	0	0	0.00	0	0.00	0	0.00	0
	(d) Overseas Depositories (Holding DRs) (Balancing Figure)			0	0	0	0	0				0	0	0	0.00	0	0.00	0	0.00	0
	(e) Any other (Specify)																			
	(e1) Bodies Corporate		4	123700	0	0	123700	9.94				0	9.94	0	0.00	0	0.00	0	0.00	36300
	ASHWATHMA CONSTRUCTION PVT LTD	A75		51000	0	0	51000	4.1				0	4.1	0	0.00	0	0.00	0	0.00	0
	KEI CABLES PVT. LTD.	AAACK5445L		36300	0	0	36300	2.92				0	2.92	0	0.00	0	0.00	0	0.00	36300
	KEI INTERNATIONAL LTD	AAACK1211E		34900	0	0	34900	2.8				0	2.8	0	0.00	0	0.00	0	0.00	0
	(e2) Non Resident Indians			0	0	0	0	0				0	0	0	0.00	0	0.00	0	0.00	0
	(e3) Resident Indian Huf			2	0	0	2	0.1				0	0.1	0	0.00	0	0.00	0	0.00	0
	(e4) Trusts			0	0	0	0	0				0	0	0	0.00	0	0.00	0	0.00	0
	(e5) Clearing Members/House			0	0	0	0	0				0	0	0	0.00	0	0.00	0	0.00	0
	(e6) Others			0	0	0	0	0				0	0	0	0.00	0	0.00	0	0.00	0
	Sub Total (B)(3)		598	1185000	0	0	1185000	95.18				0	95.18	0	0.00	0	0.00	0	0.00	551850
	Total Public Shareholding (B)= (B)(1)+(B)(2) + B (3)		598	1185000	0	0	1185000	95.18				0	95.18	0	0.00	0	0.00	0	0.00	551850

For Malyada Commercial Enterprises & Investment Company Limited

Signature

Table IV - Statement showing shareholding pattern of the Non Promoter- Non Public shareholder

Category & Name of the Shareholders	PAN	No. of shareholder	No. of fully paid up equity shares held	Partly paid-up equity shares held	Nos. of shares underlying Depository Receipts	Total no. shares held	Shareholding % calculated as per SCRR, 1957 As a % of (A+B+C2)	Number of Voting Rights held in each class of securities			No. of Shares Underlying Outstanding convertible securities (including Warrants)	Total shareholding, as a % assuming full conversion of convertible securities (as a percentage of diluted share capital)	Number of Locked in shares		Number of Shares pledged or otherwise encumbered		Number of equity shares held in dematerialized form (Not Applicable)	
								No of Voting Rights					Total as a % of Total Voting rights	No.	As a % of total Shares held	No. (Not applicable)		As a % of total share s held (Not applicable)
								Class X	Class Y	Total								
(i)	(ii)	(iii)	(iv)	(v)	(vi)	(vii)=(iv)+(v)+(vi)	(viii)	(ix)			(x)	(xi)=(vii)+(x)	(xii)		(xiii)	(xiv)		
1	Custodian/OR																	
(a)	Name of DR Holder (If Available)		0	0	0		0	0				0	0	0	0.00	0	0.00	0
2	Employees Benefit Trust (Under SEBI (Share Based Employee Benefit Regulation 2014)																	
(c)	Name of DR Holder (If Available)		0	0	0		0	0				0	0	0	0.00	0	0.00	0
	Total Non Promoter Non Public Shareholding (C)= (C)(1)+(C)(2)		0	0	0		0	0				0	0	0	0.00	0	0.00	0


 & Investment Company Limited
 Director